



Looking back: some results of the period 2007-2013 on environment

Yvette Izabel

European Commission (DG Environment)

ENEA-MA Plenary Meeting, 1 December 2015, Warsaw

**DG
ENV**

- 1. The ex-post evaluation report (Work package 6)*
- 2. Quantitative findings 2007-13*
- 3. Major projects*

The ex-post evaluation study (WP-6)

- Progress and achievements of Cohesion Policy for environment
- Focus on drinking water, wastewater treatment and solid waste management.
- CP contribution to environmental progress in the MS + role of CP in meeting the EU environment objectives.
- Review the financial analyses for a limited number of major projects and completed projects. Financial sustainability of projects.

The ex-post evaluation study (WP-6)

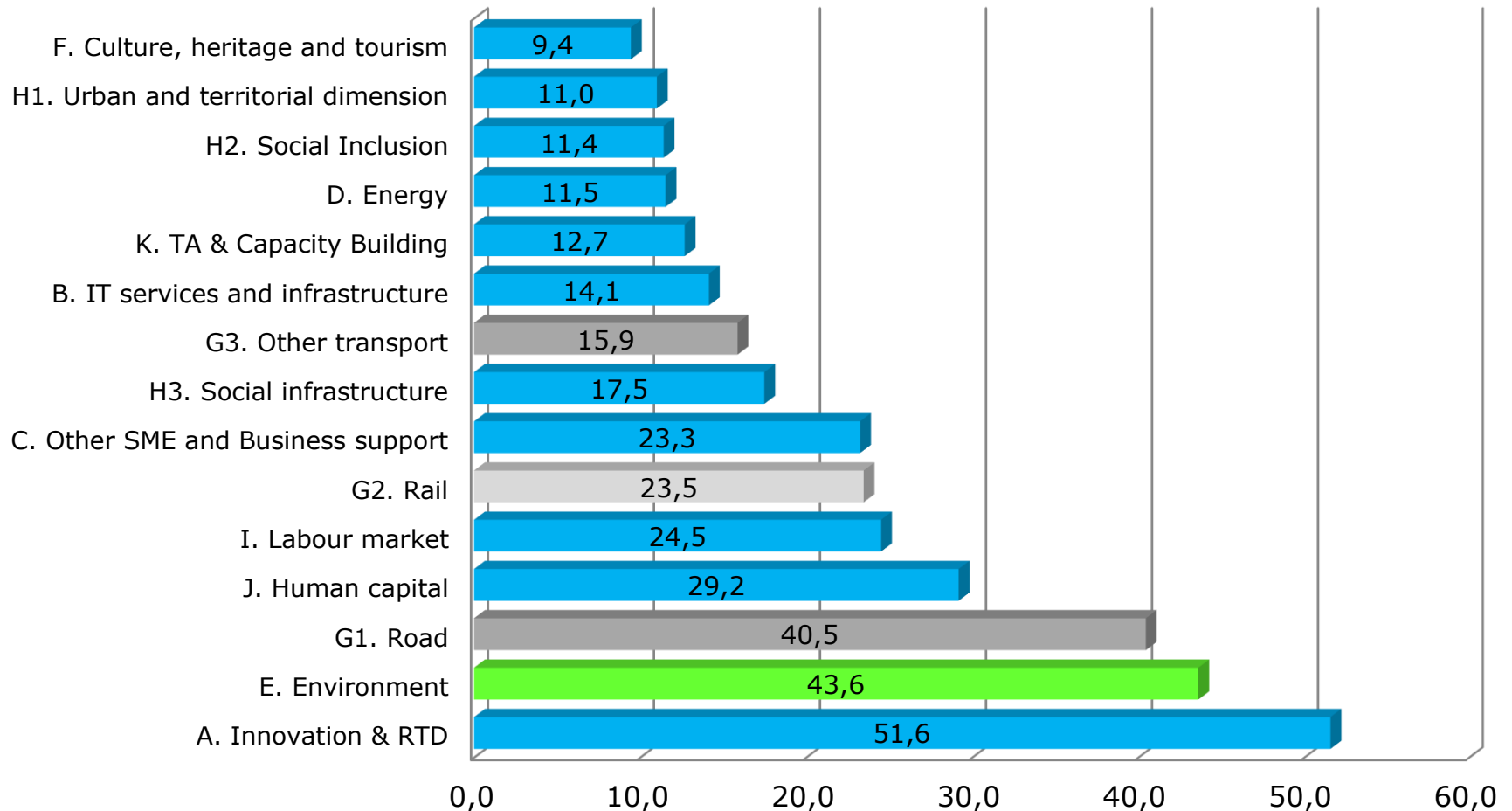
- Some of the challenges and questions explored by the consultants:
 - **Reasons of the re-allocations from environmental priorities (in particular waste) to other priorities**
 - **Reasons for lower absorption rates in environment (compared to transport or to average absorption rate)**
 - **Existence of specific difficulties for preparing environmental projects?**
 - **Financial sustainability**
- Replies in the final report..

The ex-post evaluation study (WP-6)

- Study on-going..
- Final findings will be available end 2015/beginning 2016
- ToR + inception report available on DG REGIO website:
http://ec.europa.eu/regional_policy/en/policy/evaluations/ec/2007-2013/#1
- Some work packages of common interest are already available
 - **Geography of spending (WP 12)**

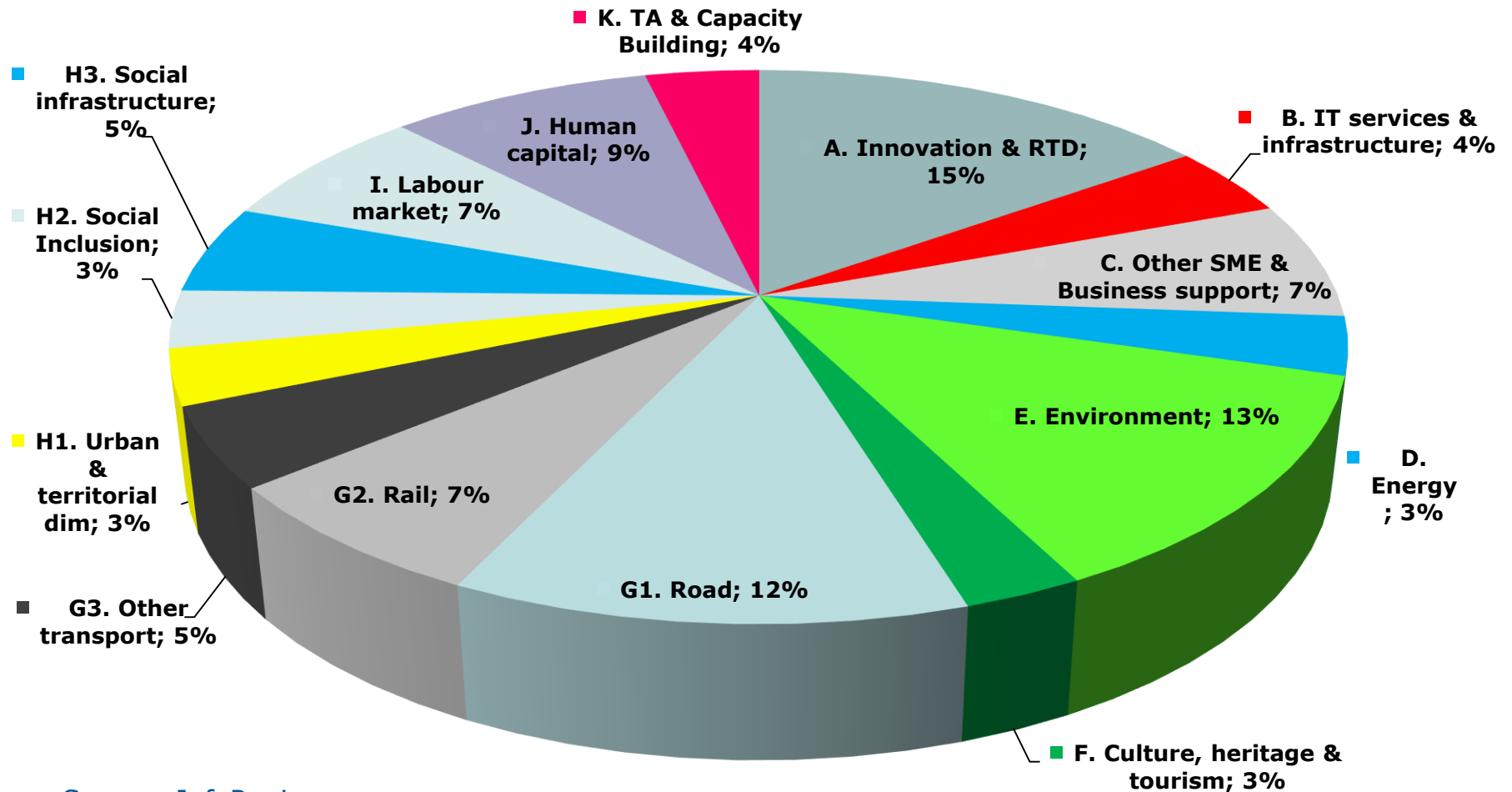


Breakdown by themes – in bn €



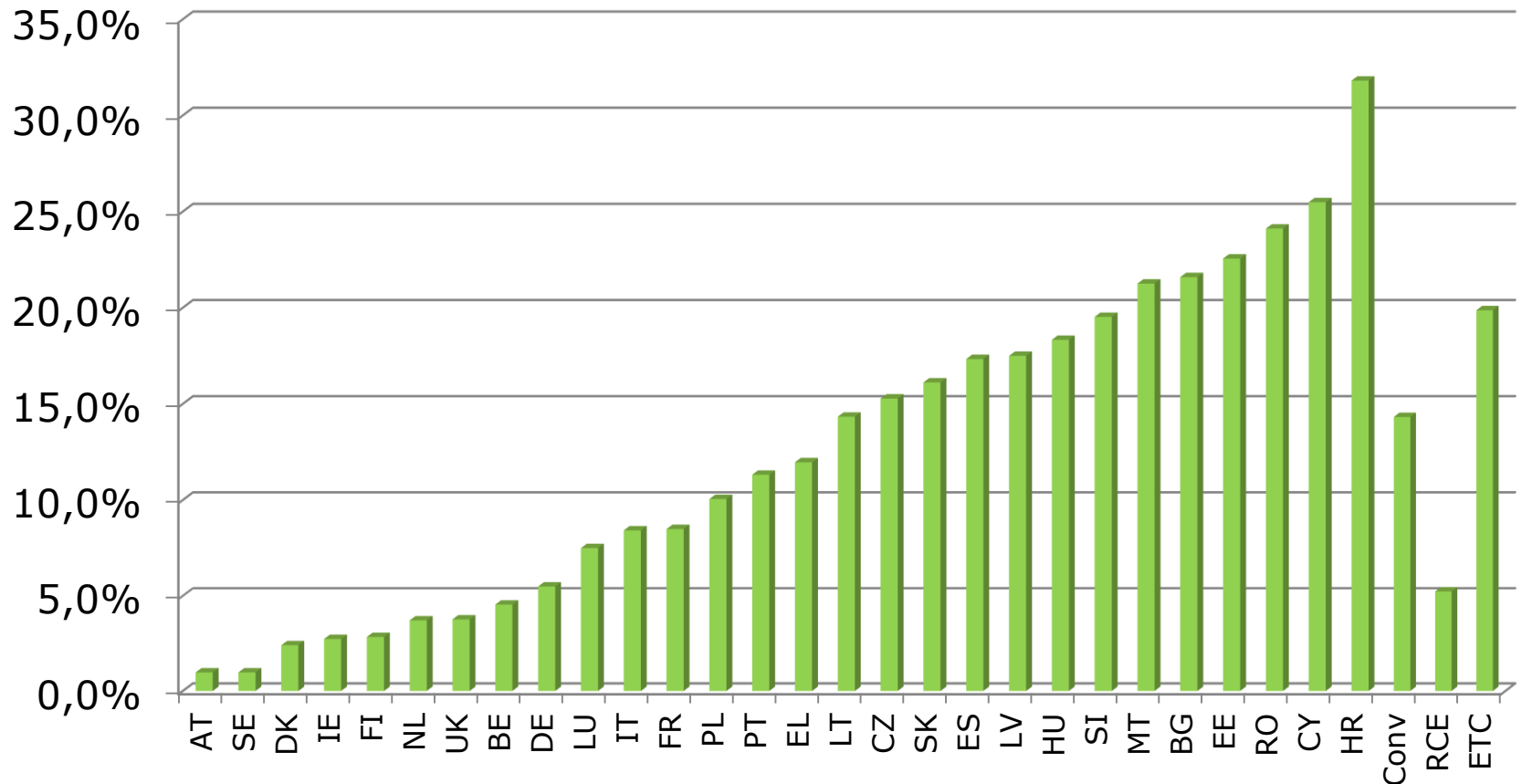
Source: InfoRegio

Breakdown of themes in %



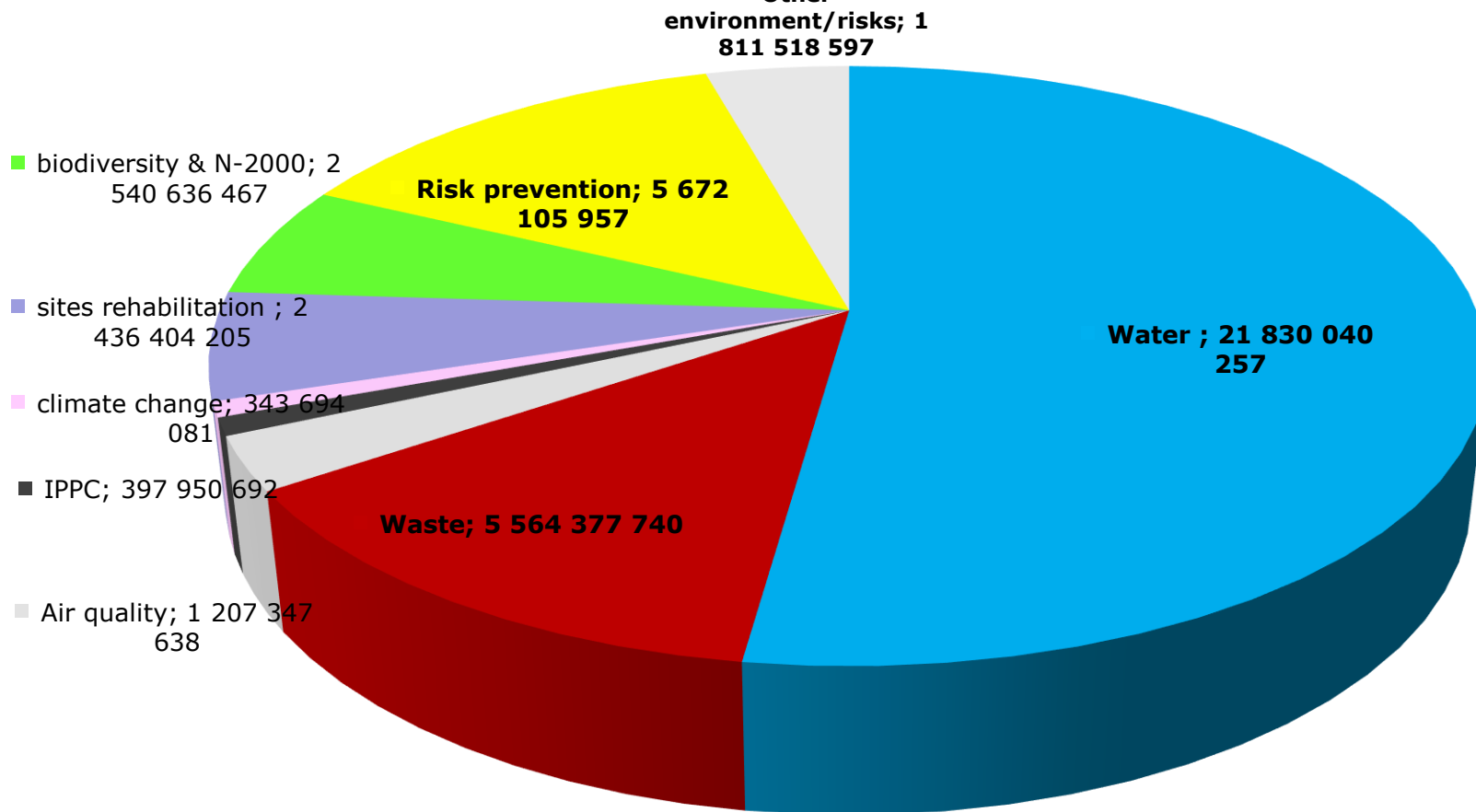
Source: InfoRegio

Theme environment in % of total

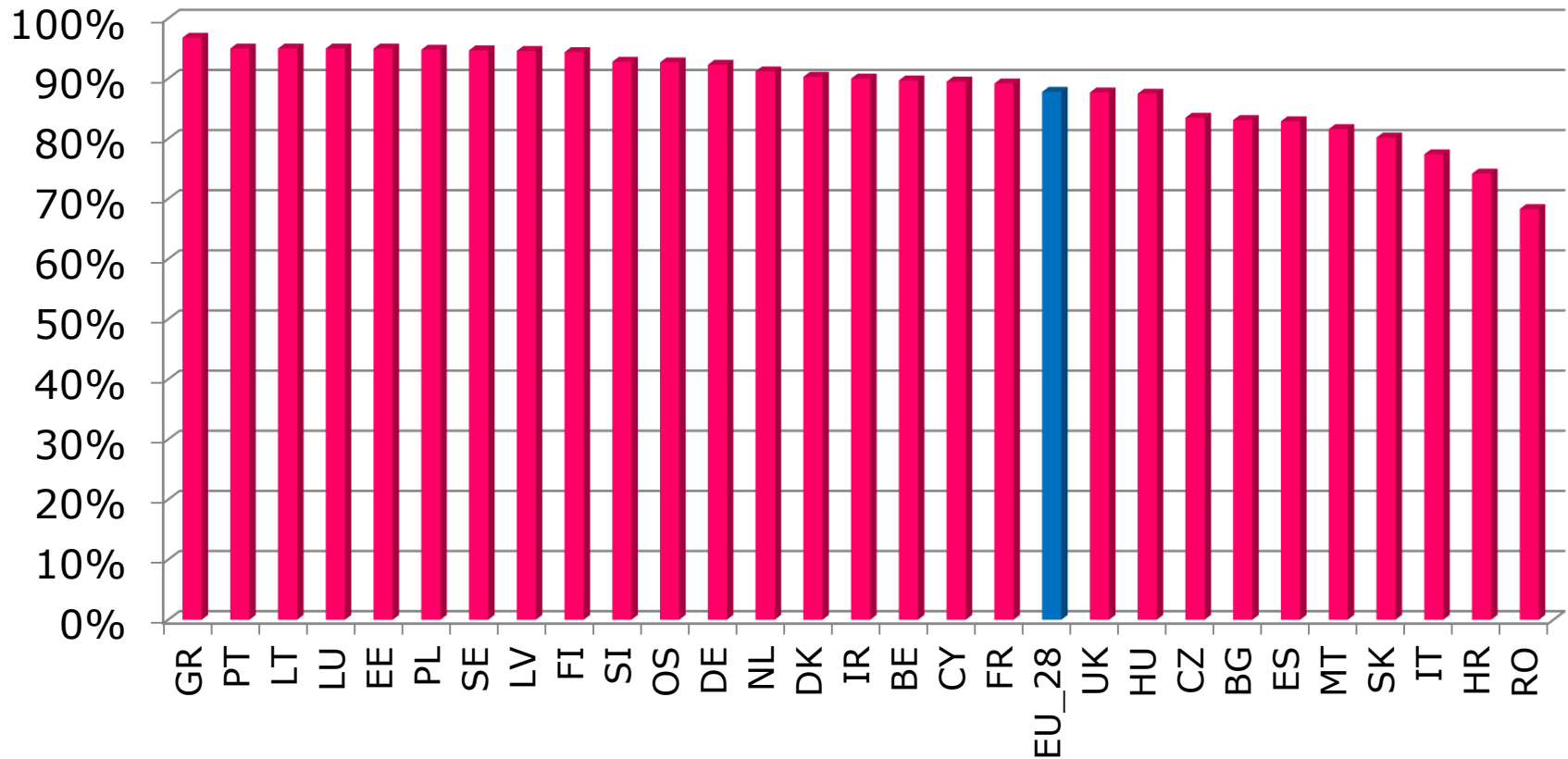


Source: InfoRegio

Breakdown by ENV categories (€)



2007-2013 - Average absorption rate (%) in 2015





European
Commission

Major projects

Analysis of 928 major projects ('decided in OP'):

- **928 MPs (€270 bn)**
 - EU contribution = €67 bn (25% on average)

- **479 MPs for transports (€82 bn)**
 - EU contribution = €50.5 bn (61%)
 - 201 = road projects (€29 bn)
 - 158 = railways projects (€14 bn)
 - 120 = other (waterways, urban transports, cycle tracks) (€7 bn)

- **244 MPs for environment (total value = 42 bn)**
 - EU contribution = €9 bn (22%)
 - 169 = water projects (€6 bn)
 - 31 = waste projects (€1 bn)

Interesting references for quantitative analysis 2007-13

❖ Ex-post evaluations:

http://ec.europa.eu/regional_policy/en/policy/evaluations/ec/2007-2013/#1

❖ Database 2007-13 + data from 1994-99 and 2000-06:

http://ec.europa.eu/regional_policy/sources/docgener/evaluation/pdf/expost2013/wp13_final_report_en.pdf

http://ec.europa.eu/regional_policy/sources/docgener/evaluation/pdf/expost2013/wp13_3_db_nuts2_ae.xlsx

❖ Data on 2007-13 + "ready made" templates

<https://cohesiondata.ec.europa.eu/EU-Cohesion-Funding/Breakdown-of-the-available-funds-by-theme-for-2007/drpe-zmfh>

❖ Data for research

http://ec.europa.eu/regional_policy/en/policy/evaluations/data-for-research/